

Plug Valves

SPV130 Series

Features

- Pressure Rating up to 3000psig (206 bar) @100°F(37°C)
- Temperature rating -10°F to 400°F (-23°C to 204°C)
- Simple design with one piece body
- 316 stainless steel body materials
- Panel mountable
- Various end connector
- Straight through flow path
- Replaceable plug assembly
- Easy to clean and maintain



Testing

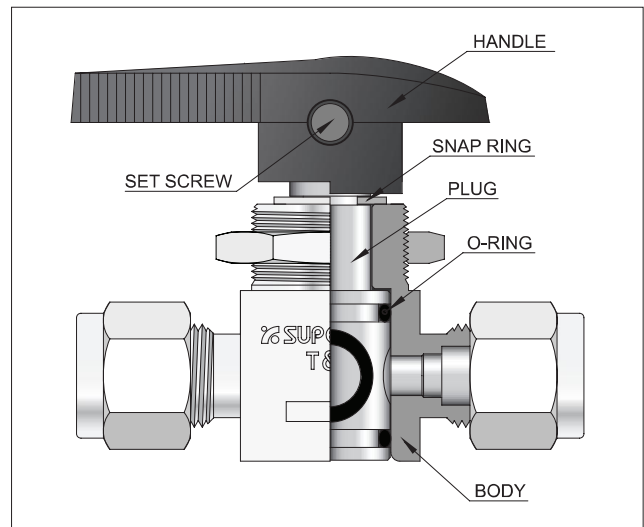
Every plug valve is factory tested for shutoff at 600 psig (41.3bar)

Technical Data

Material of Construction

Component	Material Grade
Body	SS316
Plug	PTFE-coated SS316
O-rings	VITON
Handle	Aluminum
Set Screw	Stainless Steel
Snap Ring	Stainless Steel

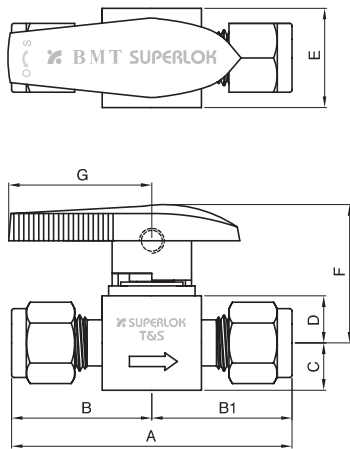
* Differential pressure is limited to 150 psig maximum if reverse flow occurs
Reverse-flow throttling may be damage o-ring



Pressure-Temperature Rating

Series	SPV131,SPV132	SPV131	SPV132
Material	316SS	Brass	
Temperature, °F(°C)	Working Pressure, psig (bar)		
-10 (-23) to 100 (37)	3000 (206)	3000 (206)	2000 (137)
150 (65)	3000 (206)	2500 (172)	2000 (137)
200 (93)	3000 (206)	2000 (137)	2000 (137)
250 (121)	2000 (137)	1500 (103)	1500 (103)
300 (148)	1000 (68.9)	1000 (68.9)	1000 (68.9)
350 (176)	1000 (68.9)	1000 (68.9)	1000 (68.9)
400 (204)	1000 (68.9)	400 (27.5)	400 (27.5)

Standard Style



Panel Mounting Style

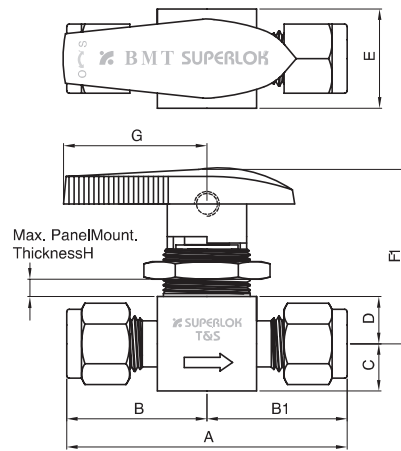


Table of Dimensions

Part Number	Orifice	CV	End Connection		Dimensions									
			Inlet	Outlet	A	B	B1	C	D	E	F	F1	G	H
SPV131	F2N	4.4	1.2	1/8" Female NPT	45.2	22.6	22.6	9.5	9.5	20.0	27.9	35.5	28.9	6.4
	F4N		0.9	1/4" Female NPT	53.1	26.6	26.6							
	M4N-F4N		0.9	1/4" Male NPT 1/4" Female NPT	50.8	24.2	26.6							
	M2N		1.0	1/8" Male NPT	39.0	19.5	19.5							
	M4N		1.0	1/4" Male NPT	48.4	24.2	24.2							
	M4N-S4		0.9	1/4" Male NPT 1/4" SUPERLOK	51.2	24.2	27.6							
	S2	4.4	0.1	1/8" SUPERLOK	50.5	25.3	25.3							
	S4		1.6	1/4" SUPERLOK	55.1	27.6	27.6							
SPV132	S6M		1.6	6mm SUPERLOK	55.1	27.6	27.6							
	F4N	7.2	4.3	1/4" Female NPT	60.5	30.3	30.3	14.0	14.0	30.0	41.6	53.2	51.7	9.4
	F8N		2.7	1/2" Female NPT	73.2	36.6	36.6							
	M8N		2.4	1/2" Male NPT	67.1	33.5	33.5							
	S8M		6.4	8mm SUPERLOK	67.6	33.8	33.8							
	S10M		6.4	10mm SUPERLOK	68.1	34.1	34.1							
	S12M		4.8	12mm SUPERLOK	75.2	37.6	37.6							
	S6		6.4	3/8" SUPERLOK	67.6	33.8	33.8							
	S8		4.4	1/2" SUPERLOK	73.2	36.6	36.6							

- Dimensions shown with **SUPERLOK** nuts measure in the finger - tight, where applicable.
- All dimensions in millimeters unless specified as "inch". Dimension are for reference only, subject to change.
- Ordering numbers that list F1, H dimensions are available in panel mounting style.
- To order, add-P to the series number. Example : SPV131P-S-4

Ordering Information

Example :

SPV131 - S 4 - SS

1 2 3 4

- 1 : Valve Series (Add - P : Panel Mounting Style) - SPV131(P), - SPV132(P) 2 : End Connection Designator
- 3 : Connection Size 4 : Material Designator - SS (BLANK) : 316 Stainless Steel, - B : Brass